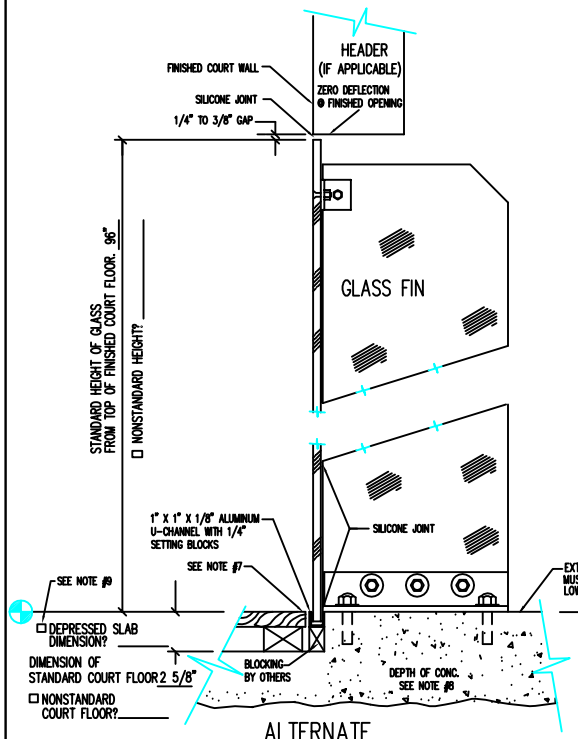

ALTERNATE
☐ SECTION "B"
(ALTERNATE FLOOR/FIN RELATIONSHIP)

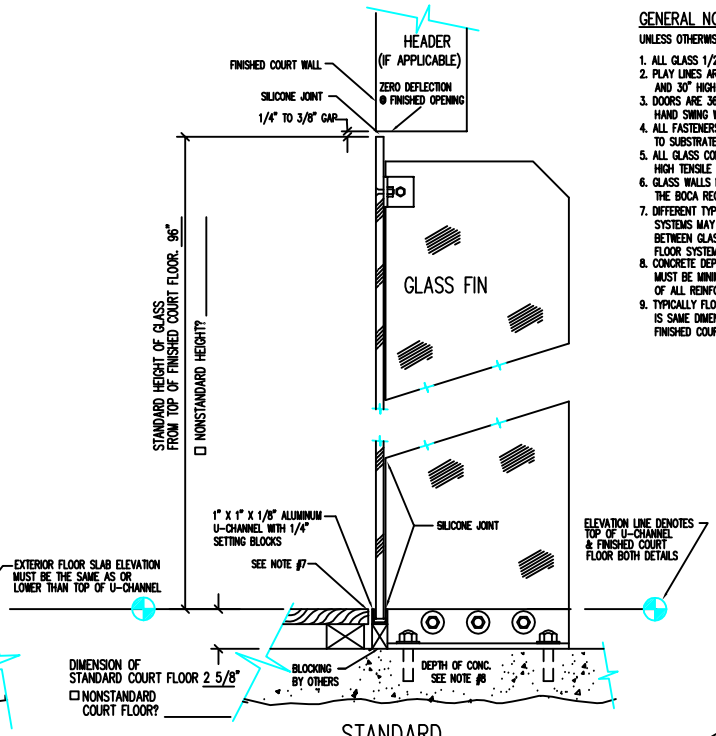

STANDARD
SECTION "B"
(STANDARD FLOOR/FIN RELATIONSHIP)

GENERAL NOTES:

UNLESS OTHERWISE NOTED:

1. ALL GLASS 1/2" CLEAR TEMPERED.
2. PLAY LINES ARE 1/8" WIDE, 1" ON CENTER AND 30" HIGH.
3. DOORS ARE 36" WIDE BY 84" HIGH WITH RIGHT HAND SWING WHICH OPENS INTO COURT.
4. ALL FASTENERS TO ATTACH ALUMINUM ANGLE/CHANNEL TO SUBSTRATE BY OTHERS.
5. ALL GLASS CONNECTION FITTINGS ARE BLACK HIGH TENSILE POLYURETHANE.
6. GLASS WALLS MEET AND/OR EXCEED THE BOCA REQUIREMENTS
7. DIFFERENT TYPES OF COURT AND FLOOR SYSTEMS MAY REQUIRE EXPANSION SPACING BETWEEN GLASS WALL/U-CHANNEL AND COURT OR FLOOR SYSTEM. CHECK WITH COURT AND FLOORING MANUFACTURERS.
8. CONCRETE DEPTH UNDER GLASS WALLS & FINS MUST BE MINIMUM 4" AND CLEAR OF ALL REINFORCING ROD.
9. TYPICALLY FLOOR SLAB DEPRESSION IS SAME DIMENSION AS FINISHED COURT FLOOR.

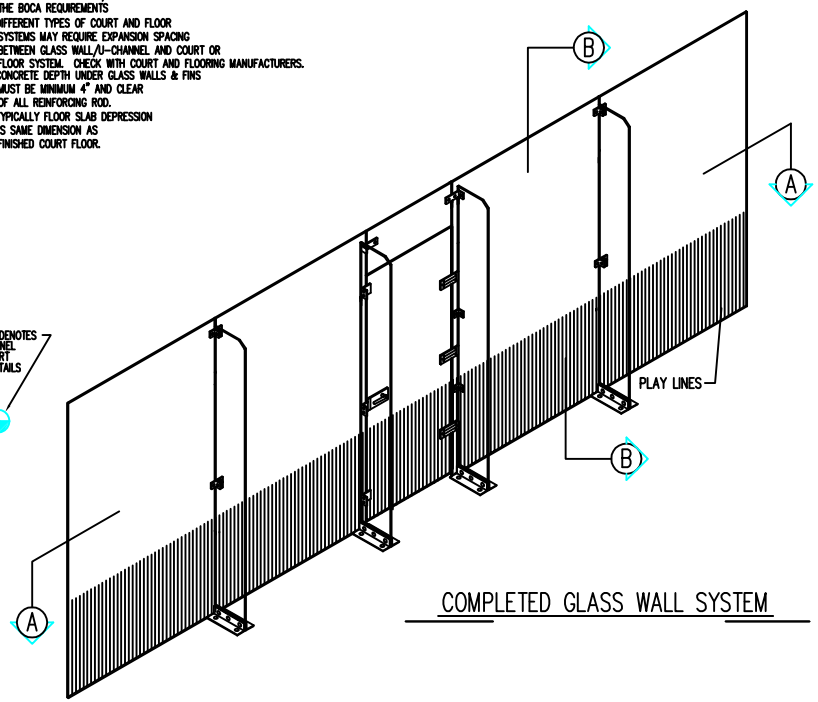

COMPLETED GLASS WALL SYSTEM

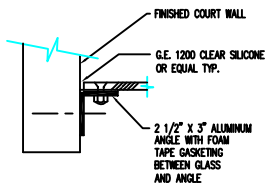

☐ DETAIL 1
(ALTERNATE SIDE WALL CONFIGURATION)

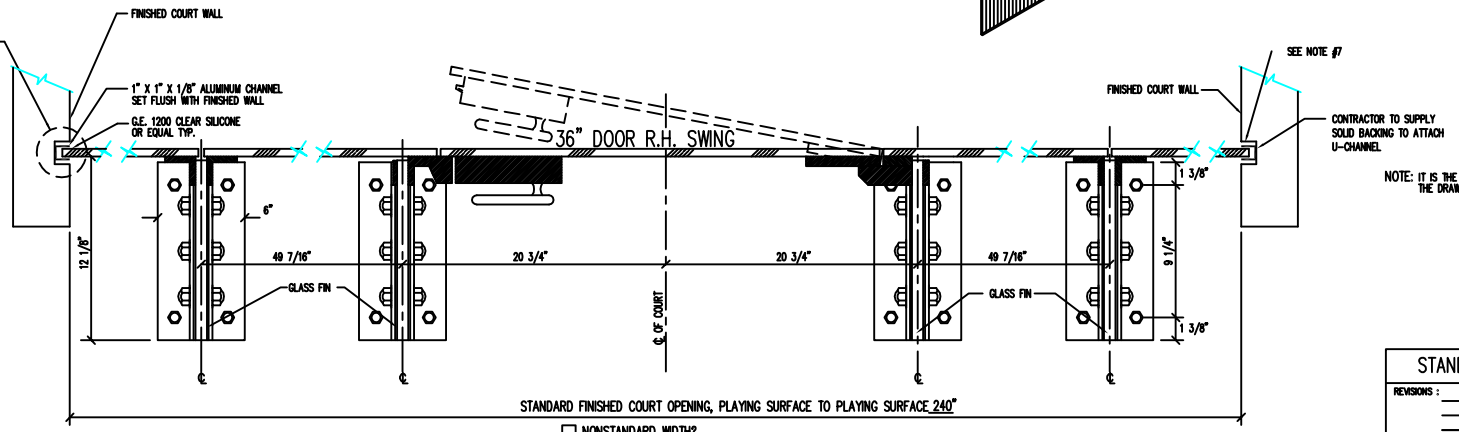

SECTION "A"

☐ CHECK BOX IF DIMENSIONS OR ALTERNATES ARE NOT STANDARD.

NOTE: IT IS THE CLIENT'S RESPONSIBILITY TO INSURE THE DRAWING'S ACCURACY AND COMPLETENESS.

STANDARD 20' x 8' GLASS WALL	36" DOOR
REVISIONS :	DRAWN BY: APPROVED BY: DATE ISSUED: SCALE: NOT TO SCALE DRAWING NUMBER: